

Finding Your Way at **AEROJET ROCKETDYNE**



Welcome

This map will help you work your way through the initial steps of getting started as an Aerojet Rocketdyne employee...so you don't miss any steps or overlook any treasures! It is important to note that you can find this map online (with point and click links) in the Human Resources area of AR Enterprise Intranet (under "Getting Started").



Security

Signing in at Visitor's Center, 7:00 am on your first day



Security Briefing/
Getting your
ID Badge

Timecard (Myaestro)
(each day)

Icon on
Desktop




Health Savings
Account (HSA)
Flexible Spending
Account (FSA)



**Fidelity
NetBenefits®**

Orientation




ADP iPay
iPayStatements

Training

**LEARNING
IS
FUN**

Benefits

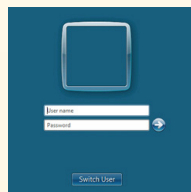


Benefits
Enrollment
Medical,
Dental, Vision

**Going to Your
Work Area**



IT Help Desk:
Dial 5555



Computer Login:
User: E or T followed
by badge number.
Initial Password =
1st.pwr



Starting
Outlook
(email)



JUMP WORD:
Myphone



Timecard
Training

Setting up Work Area

AR Enterprise Intranet

DELIVER DRIVE CREATE